


- Material Key:**
- Vertical Enclosure - Wall**
 - 1 Concrete / render finishes
 - 1.1 Metal concrete
 - 1.2 Render finish
 - 1.3 Render finish
 - Cladding**
 - 2 Aluminum standing seam
 - 2.1 Aluminum panels
 - 2.2 Painted steel panels
 - 2.3 Fibre cement cladding
 - 2.4 Fibre reinforced plastic
 - Glazing / translucent materials**
 - 3 Framed glazing
 - 3.1 Polycarbonate translucent cladding
 - 3.2 Polycarbonate translucent cladding
 - 3.3 Polycarbonate translucent cladding
 - 3.4 Polycarbonate translucent cladding
 - External wall features**
 - 4 Aluminum bins, copings and castings
 - 4.1 Aluminum bins
 - 4.2 Aluminum copings
 - 4.3 Aluminum castings
 - 4.4 Aluminum bins-copings
 - 4.5 Mesh expanded metal panels
 - 4.6 Mesh expanded metal panels
 - 4.7 Mesh expanded metal panels
 - 4.8 Mesh expanded metal panels
 - 4.9 Mesh expanded metal panels
 - 4.10 Mesh expanded metal panels
 - 4.11 Mesh expanded metal panels
 - Roofing Accessories**
 - 8 Roofing accessories
 - 8.1 Roofing accessories
 - 8.2 Roofing accessories
 - 8.3 Roofing accessories
 - 8.4 Roofing accessories
 - 8.5 Roofing accessories
 - 8.6 Roofing accessories
 - 8.7 Roofing accessories
 - 8.8 Roofing accessories
 - Horizontal Enclosure - Roof**
 - 7 Roofing
 - 7.1 Roofing
 - 7.2 Roofing
 - 7.3 Roofing
 - 7.4 Roofing
 - Doors**
 - 5 Metal door
 - 5.1 Metal door
 - 5.2 Metal door
 - 5.3 Metal door
 - 5.4 Metal door
 - Window / network accessories**
 - 6 External fabric blinds
 - 6.1 External fabric blinds
 - 6.2 External fabric blinds
 - 6.3 External fabric blinds
 - 6.4 External fabric blinds

NO	DATE	BY	CHK	DESCRIPTION	REVISION
04	14 JUN 2020	SA	SA	REVISION: CONSULTANT COO CHANGE SUBMISSION	N/A
03	10 JUN 2020	SA	SA	REVISION: CONSULTANT COO CHANGE SUBMISSION	N/A
02	10 JUN 2020	SA	SA	REVISION: CONSULTANT COO CHANGE SUBMISSION	N/A
01	10 JUN 2020	SA	SA	REVISION: CONSULTANT COO CHANGE SUBMISSION	N/A

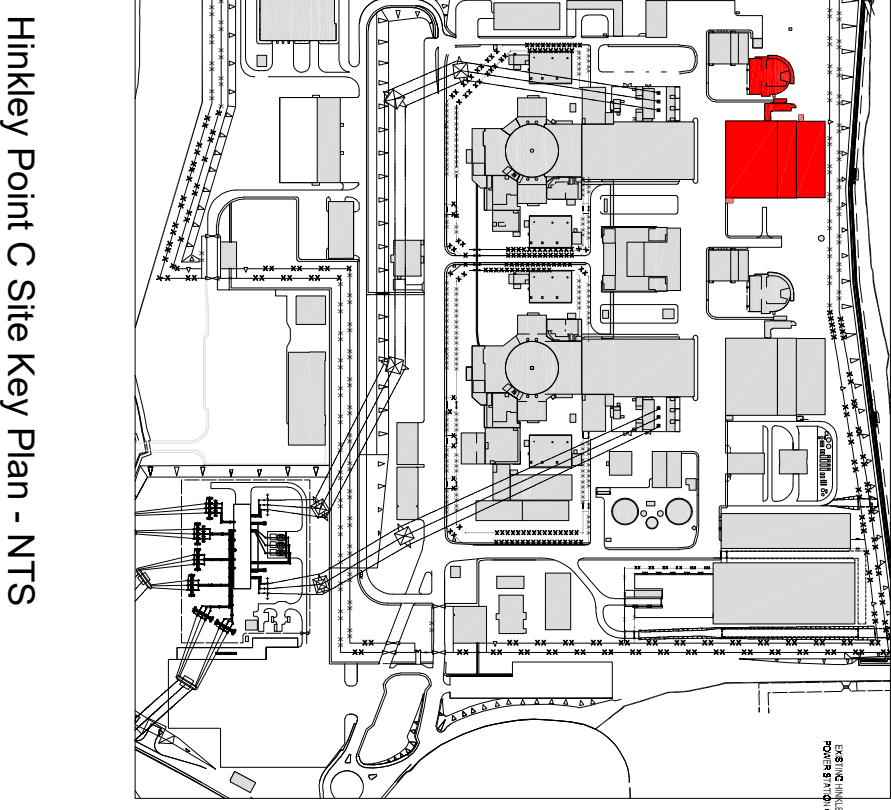


HINKLEY POINT C

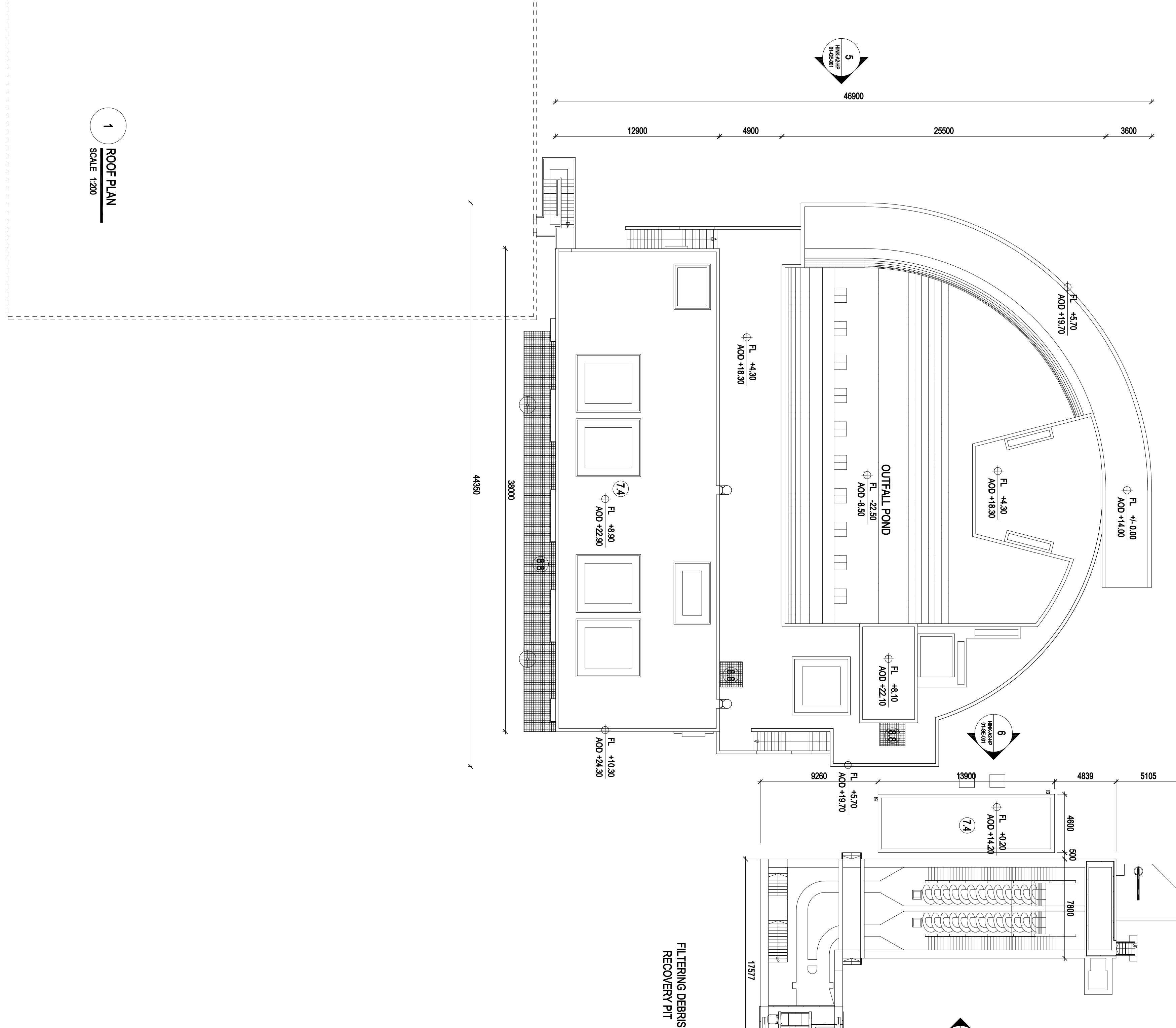
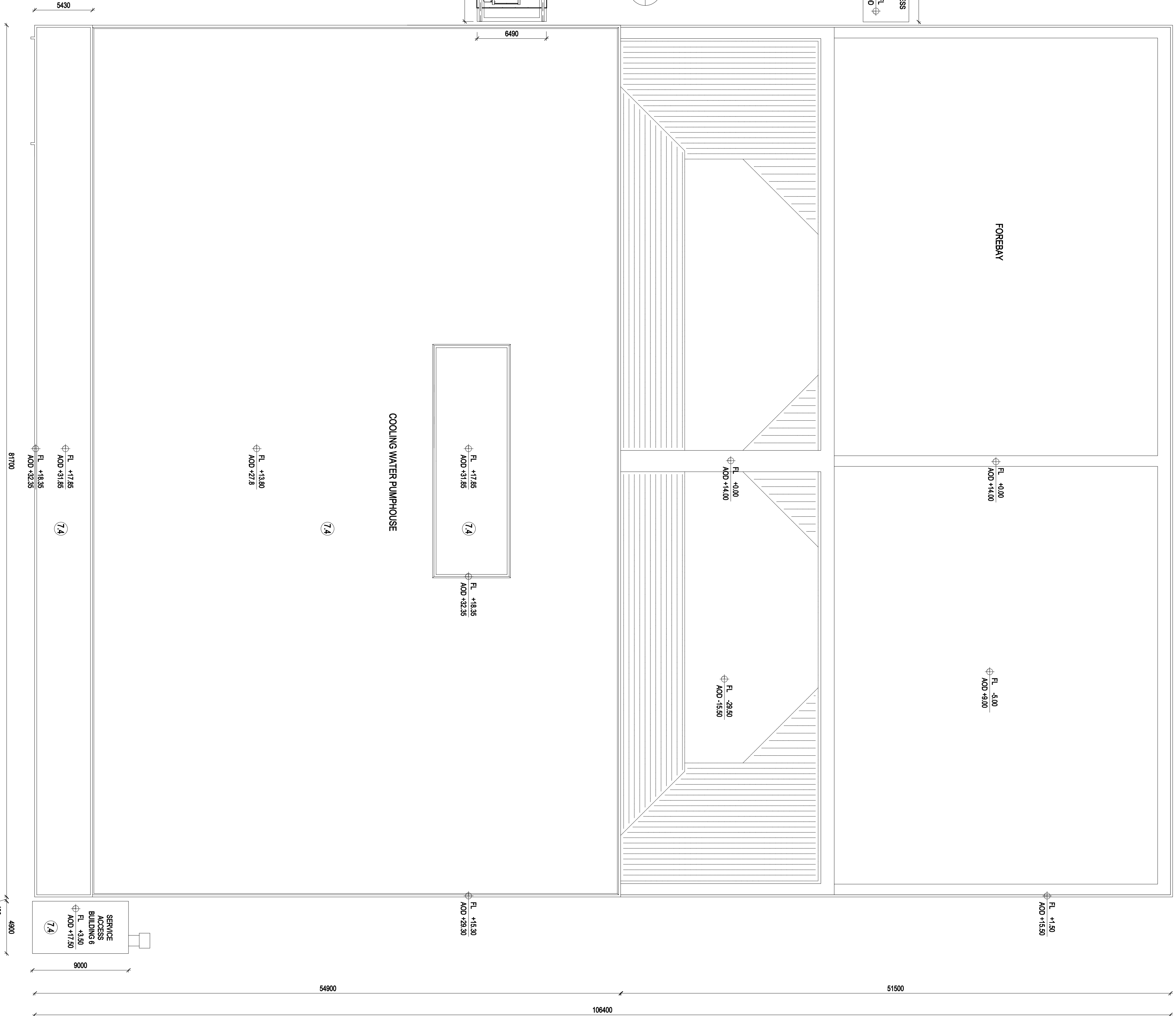
PROJECT TITLE
 Hinkley Point C Development Site
 Unit 2: Cooling Water Pumphouse / Forebay / Outfall Pond
 / Service Access Buildings 5 and 8
 Roof Plan
 Regulation 5(2)(o)

PROJECT DRAWING REFERENCE NO.
 HINK-A2-HP-02-GP-030
 DRAWING SCALE
 1:200 @ A0 JUN 2020
 DOCUMENT
 DCO Change Application Drawing - Detail (for Approval)

SCALE BAR
 0 1 2 3 4 5 6 7 8 9 10
 METERS
 DIMENSIONS QUANTITY CALCULATION
 PROTECTIVE MARKING REQUIRED
 NOT PROTECTIVELY MARKED



Hinkley Point C Site Key Plan - NTS



1 ROOF PLAN
 SCALE 1:200